



Research Article

Silicone Softener Synthesis and Application on Knit and Woven White Cotton Fabrics

Md. Moyinul Islam, Ashraful Islam and Huiyu Jiang*

School of Chemistry and Chemical Engineering, Wuhan Textile University, Wuhan, China

Abstract

Silicone Softener have wide spread applications in textile dyeing and finishing. In this paper three different samples of Silicone Softener softeners were synthesized on the basis of a new recipe with different chemical ratio and each of them have been used on knit and woven cotton white fabrics. Several tests have been done on Silicone Softener like ionic surfactant test, solid content test, stability test etc. Although, several tests were done on the Silicone Softener treated knit and woven white cotton fabrics e.g. fabric whiteness test, Tensile strength test, absorbency test. From these test results, observation and comparison it has come out that, the best silicone softener among the three, increases the fabric softness, flexibility but imparts relatively less absorbency property. It can endow the textiles with soft, fluffy style. Proper stability and durability can reduce the problem of the roller sticky, floating oil. It is colorless and transparent thick liquid and easy to dilute. It has the excellent affinity to all kinds of fabrics including cotton knit fabrics, woven cotton fabrics, jute etc. The overall results come out with great prospect for Silicone Softener "Sample C" in textile finishing.

Keywords: Application; Knit Fabric; Silicone Softener; Synthesis; Woven Fabrics; White Cotton Fabric

Academic Editor: Taihong Shi, PhD, Sun Yat-sen University, China

Received: June 21, 2015; **Accepted:** July 29, 2015; **Published:** August 10, 2015

Competing Interests: The authors have declared that no competing interests exist.

Copyright: 2015 Jiang HY *et al.* This is an open-access article distributed under the terms of the Creative Commons Attribution License, which permits unrestricted use, distribution, and reproduction in any medium, provided the original author and source are credited.

***Correspondence to:** Huiyu Jiang, School of Chemistry and Chemical Engineering, Wuhan Textile University, Wuhan, China; E-mail:123210725@qq.com

1. Introduction

Silicone Softener is the most important and common chemical in textile processing. Silicone softeners mostly used to get better softness properties on textile fabrics. It improves the abrasion resistance of fabrics, mobility of fibres, tear strength of fabrics, soiling resistance and static protection. It also decreases yarn and fabric tensile strength by reducing fibre cohesion, reduce sewing thread breakage, pilling and flammability¹. Softener can be classified by (a) Cationic softener (b) Anionic softener (c) Nonionic softener (d) Amphoteric softener and (e) Silicone softener.

Cationic softeners have the best soft handle properties. It is a common application in exhaust methods. Cationic softener usually used in home laundry products. They have the good inherent affinity to all fibres. It is mainly used for color textiles. They have a tendency to yellow in comparison with non-ionic. **Anionic softeners** are used less due to less handle properties than cationic and nonionic. They don't have the affinity to all fibers. They are suitable for padding application not exhaust. It improves good lubrication, strong antistatic effects, good rewetting, good foaming agents etc. because of their anionic groups. **Nonionic softeners** are less used than anionic softeners.

They have good dispersing agent, high lubricity. Nonionic softeners are stable to temperature and high pH conditions. They are generally poor foamers and don't yellow. **Amphoteric softeners** have high antistatic properties. They are very sensitive to skin and they have some ecological problem.

Silicone softener improve the sample to give a silk soft hand, very good lubricity, crease recovery, tear strength, abrasion resistance etc. Silicone softeners are more expensive than fatty softeners. It shows excellent durability and temperature stability²⁻⁴. Silicones are the most versatile polymer known. This chemical adds value to the fabric by transforming the fabric handle to match the customer perception. Silicones are the organo metallic polymers derived from the abundant raw material on earth, sand. Silicone is a generic term that refers to a class of manmade polymers based on a frame work of alternating silicon and oxygen (Siloxane Bonds) with organic substituents attached to the silicon. Methyl groups are the most important organic substituents used in the commercial silicones. The Vast majority of which are Poly dimethyl Siloxanes. The following table shows the silicone modification with different chemical compound and their derived properties (*Table 1*).

Table 1 Silicone Modifications

| SILICONE MODIFICATIONS | PROPERTIES DERIVED |
|----------------------------|---|
| Amino Group | Highly exhaustible and durable softness |
| Hydrophilic Group | Water adsorptive |
| Methyl Group | Water repellence and antistatic finish |
| Hydrogen Group | Water repellence and soil resistance |
| Other Organo modifications | Drapery and wrinkle recovery property. |

Their distinctive chemistry imparts a range of characteristics. A variety of silicone technologies have application in the textile industry. They include, Polydimethylsiloxanes, Amido, Amino Functional Silicones, Methyl Hydrogen Silicones, Epoxy Functional Silicones, Hydroxy functional Silicones, Silicone Polyethers and Epoxy Polyether

Silicones⁵.

Silicone softener has great influence on increasing the soft hand feel of cotton fabrics, silicone softener finishing in general imparts water repellent property to the textiles. Such water repellency is provided by methyl groups which are oriented and attached to the fibre surface by silicone links⁶. Creasing of the cotton fabrics depends on the structural properties of the fibres. Crease resistance is obtained by easy care finishing which stiffens the cotton fibres by covalent cross-linking and there for resistance to bending, creasing and recovery from deforming can be promoted⁷. The process mainly consist of crosslinking of the cotton fibre hydroxyl groups with a crosslinking agent; the possibility of displacement of fibre chain molecules decreases. It has been demonstrated that the degree of crosslinking has a profound effect on the crease recovery angle and dimensional stability of cotton fabric⁸.

Silicone oils plays a very significant role in textile finishing. Many important requirements like increasing the softness, hydrophobicity, whiteness, fastness and many other requirements coming from buyer could be served by applying the appropriate silicone softener. For aiming to achieve different properties on fabric different softener has been synthesized. The development of silicone softener is still going on.

2. Experimental

2.1 Materials

2.1.1 Chemicals. The polymerization was conducted with, DMC (Dimethyl Cyclo Siloxane), KH-6O₂ (N-(2-Aminoethyl) (3-aminopropyl) methyl dimethoxysilane), C₈H₁₈OSi₂ (1, 3-Dimethyl-1, 1, 3, 3-tetra methyl disiloxane) and KOH (Potassium Hydroxide).

2.1.2 Fabrics. The synthesized silicone softener was applied on White Cotton Fabric of Knitted (Single jersey) and Woven (Plain fabric) Fabric.

2.2 Methods

2.2.1 Process of Manufacturing of Silicone Softener

Table 2 Applied Recipe for producing Silicone Softener

| | Sample A | Sample B | Sample C |
|----------------------|--|---|--|
| | DMC: | DMC: | DMC: |
| | KH-6O ₂ : | KH-6O ₂ : | KH-6O ₂ : |
| Chemical | C ₈ H ₁₈ OSi ₂ : | C ₈ H ₁₈ OSi ₂ : | C ₈ H ₁₈ OSi ₂ : |
| Ratio | KOH = 500: (10-50): (2-10): 0.05 | KOH = 500: (10-50): (2-10): 0.05 | KOH = 500: (10-50): (2-10): 0.05 |
| Actual Amount | DMC = 500 ml, KH-6O ₂ = 10 ml, C ₈ H ₁₈ OSi ₂ = 2 ml, KOH = 0.05 gm. | DMC = 500 ml, KH-6O ₂ = 25 ml, C ₈ H ₁₈ OSi ₂ = 4 ml, KOH = 0.05 gm. | DMC = 500 ml, KH-6O ₂ = 50 ml, C ₈ H ₁₈ OSi ₂ = 10 ml, KOH = 0.05 gm. |

2.2.2 Procedure. At first, materials were putted (DMC + KH-6O₂) into a three necked flask. Then it was stirred and

heated up to 90 °C - 95 °C and kept the temperature fixed for 1 hour. After 1 hour $C_8H_{18}OSi_2$ was added into the flask and continued for 10 min. After that the temperature raised to 110 °C and catalyst KOH was added. This temperature was maintained for 3-4 hours. Then the temperature reduced to 60 °C -70 °C. Then the micro molecular under the vacuum meter condition was cleaned before the temperature raised to 120 °C.

2.2.3 Emulsification. Silicone Softener and emulsifier mixed at 500 rpm for 5 minutes. Then added little amount of water (3-5 ml) into it and mixed for 10 minutes. Then added more water (8-10 ml). After that 1 gm. of acetic acid was added and stirred for 20 min. Again more water was added (8-10 ml) and stirred for 3 min. At last the rest of the water and acid were added.

2.3 Testing Procedure

2.3.1 Solid Content Test of Silicone Softener

Table 3 Solid content calculation of prepared each samples of Silicone Softener

| Sample A | Sample B | Sample C |
|--|--|--|
| Paper weight = 1.45gm | Paper weight = 1.45gm | Paper weight = 1.45gm |
| Weight of Silicone Softener with paper = 6.78gm | Weight of Silicone Softener with paper = 7.97gm | Weight of Silicone Softener with paper = 6.36gm |
| After 3 hrs. drying weight = 2.56gm | After 3 hrs. drying weight = 2.82gm | After 3 hrs. drying weight = 2.53gm |
| $= \frac{2.56-1.45}{6.78-1.45} \times 100\%$ | $= \frac{2.82-1.45}{7.97-1.45} \times 100\%$ | $= \frac{2.53-1.45}{6.36-1.45} \times 100\%$ |
| = 20.82% | = 21.01% | = 22% |

Table 3 shows that, Silicone Softener C (Sample C), gives the heist solid contents and Silicone Softener (Sample A) gives the lowest percentage of solid content.

2.3.2 Tensile (breaking) Strength Test of Woven White Fabrics. Fabric samples are clamped in the jaws of a tensile tester and pulled apart until they break. Three samples were tested across the warp and the average breaking strength established is expressed in Newtons. BS EN ISO 13934-2 test standard has been followed for measure the tensile properties of fabrics (grab test method).

2.3.3 Fabric whiteness Test. White fabric samples were prepared for each samples of Silicone Softener. The sample fabrics were prepared as weighted 9 -10 gm. The solution of silicone softener was prepared with the ratio of Silicone Softener: Water = 1: 2. The white fabric samples were dipped into the prepared solution of 20g/l (5g solution sample and 245g water) and padded through horizontal padding mangle. Then dried at 105⁰C for 5min. and kept for cooling. Before measuring the whiteness of treated fabrics at different temperature, the machine (**WSB - 3A**) was calibrated with black roll and white board & then carefully measured the whiteness at different temperatures of 105⁰C, 140⁰C, 160⁰C & 180⁰C. Each sample was tested 8 times and the average value was taken for comparison.

2.3.4 Ionic Surfactant Test of Silicone Softener. During the test procedure the Surfactants and Water ratio was maintained as 10gm: 90gm

1. Anion or Nonionic Test:

10ml Methylene blue, 10ml Chloroform (CHCl_3) & 5ml test solution have been taken into the test tube, covered and shook hard. Let the tube standing & layering, observed the color of layer. If the CHCl_3 layer turns blue it referred to the test sample is anionic or if the water becomes turbid, milky it referred to the sample is nonionic.

2. Cationic Test:

I) Bromophenol 1ml, test solution 5ml taken and mixed properly. If it turns blue, sky blue or violet or between these, it was referred to Cationic surfactants.


II) 10ml Methylene blue, 10ml Chloroform (CHCl_3) was taken and added known drops of anionic surfactants, when the Chloroform (CHCl_3) layer turns blue then added 1% density test solution and shook and dropped; if the Chloroform (CHCl_3) layer turns to colorless or weak to the test solution then it was referred as Cationic surfactants.

2.3.5 Stability Test of Silicone Softener.

1. Thermal stability: For thermal stability test, the solution has been made as 20g/l of Silicone Softener. The prepared solution was observed under different temperature and the change in appearance was observed (


Table 4).

Table 4 Experimental samples of Silicone Softener for Thermal Stability Test




2. Alkali stability: For Alkali stability test, the solution has been made as 20g/l of Silicone Softener, 30% NaOH-0.8g and $\text{pH} = (\pm)12$. The prepared solution was observed under different temperature and the change in appearance was observed (Table 5).

Table 5 Experimental samples of Silicone Softener for Alkali Stability Test



3. Dielectric stability: For thermal stability test, the solution has been made as 20g/l of Silicone Softener, 5g/l of Na₂SO₄ anhydrous. The prepared solution was observed under different temperature and the change in appearance was observed (Table 6).

Table 6 Experimental samples of Silicone Softener for Dielectric Stability Test



3. Result and Discussion

3.1 Ionic Surfactant Test of Silicone Softener

Table 7 Ionic Surfactant Test of Silicone Softener

| Samples | Silicone Softener A | Silicone Softener B | Silicone Softener C |
|-----------|---------------------|---------------------|---------------------|
| Particles | Weakly cationic | Weakly cationic | Weakly cationic |

Table 7 shows that after anionic, nonionic and cationic tests, all samples have been found weakly cationic in nature. Due to its Chloroform (CHCl₃) layer, it turns to colorless.

3.2 Fabric whiteness Test

Table 8 Whiteness Measurement of Silicone Softener Treated Samples of Knit and Woven Fabrics.

| Silicone Softener Samples | 105 ^o C ×5min. | 140 ^o C×1min | 160 ^o C×1min | 180 ^o C×1min |
|---------------------------|------------------------------|-------------------------|-------------------------|-------------------------|
| Sample A | 89.2 | 89.1 | 89 | 85.5 |
| Sample B | 89.4 | 89.1 | 89 | 87.9 |
| Sample C | 89.3 | 89.1 | 89 | 89 |

Table 8 shows that, at 105^oC, 140^oC and 160^oC all the samples of silicone softener gives almost the same result but at 180^oC Silicone Softener C kept the value almost same as before but other two couldn't retain the witness value as before.

3.3 Stability Test of Silicone Softener

3.3.1 Thermal Stability Test

Table 9 Thermal Stability Test

| Samples | Room Temp. | 50 ^o C | 60 ^o C | 70 ^o C | 80 ^o C | 90 ^o C |
|----------|------------|-------------------|-------------------|-------------------|-------------------|-------------------|
| Sample A | No change | No change | No change | No change | No change | No change |
| Sample B | No change | No change | No change | No change | No change | No change |
| Sample C | No change | No change | No change | No change | No change | No change |

Note: Each time the temperature has been raised to the next temperature level, after 5 minutes interval and the observation was done within this 5 minutes.

3.3.2 Alkali Stability Test

Table 10 Alkali Stability Test

| Samples | Room Temp. | 50°C | 60°C | 70°C | 80°C | 90°C |
|----------|------------|-----------|-----------|------------------|------------------|----------------------------|
| Sample A | No change | No change | No change | Semi-Transparent | Sediment | Sediment |
| Sample B | No change | No change | No change | Semi-Transparent | Semi-Transparent | Milky light |
| Sample C | No change | No change | No change | Semi-Transparent | Semi-Transparent | Milky (sediment-little) |

Note: Each time the temperature has been raised to the next temperature level, after 20 minutes interval and the observation was done within this 20 minutes.

3.3.3 Dielectric Stability Test

Table 11 Dielectric Stability Test

| Samples | Room Temp. | 50°C | 60°C | 70°C | 80°C | 90°C |
|----------|------------|-----------|-----------|-------------|--------------------------------|------------------|
| Sample A | No change | No change | No change | Transparent | Sediment & semi-transparent | Sediment |
| Sample B | No change | No change | No change | Transparent | Semi-Transparent | Semi-Transparent |
| Sample C | No change | No change | No change | Milky | Milky | Milky |

Note: Each time the temperature has been raised to the next temperature level, after 20 minutes interval and the observation was done within this 20 minutes.

Above stability test we found that comparatively the sample- Silicone Softener C has the best stability of alkali & dielectric than others sample. So we knew that Silicone Softener C has the best stability.

3.4 Hands Feel Evaluation of Silicone Softener Treated Knit and Woven White Cotton Fabrics

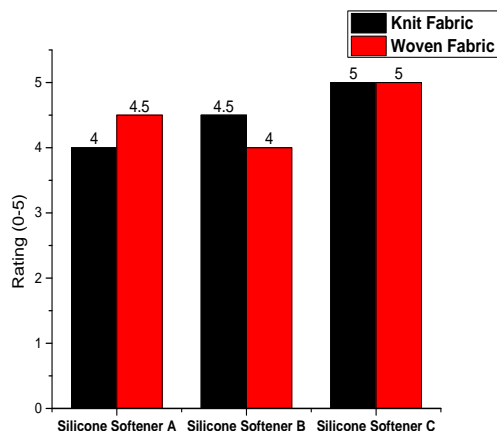


Figure 1 Column Diagram of Hand Feel Evaluation

Figure 1 indicates that, hand feel evaluation is high for silicone softener C in both knit and woven white fabrics. So silicone softener C is best among all of softener A and softener B.

3.5 Absorbency Test of Silicone Softener treated Knit and Woven White Cotton Fabrics

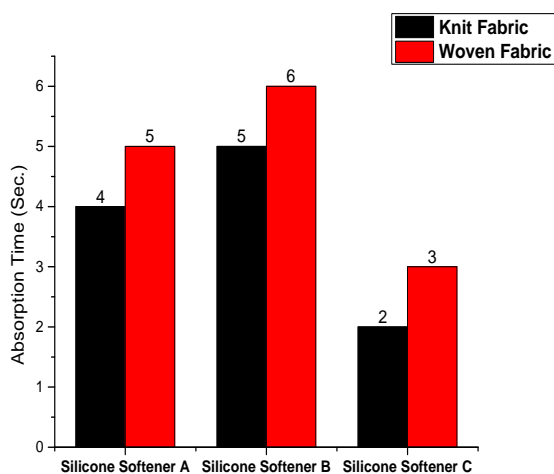


Figure 2 Column Diagram of Absorbency Test

Here, Figure 2 shows that, the absorption time is less for silicone softener C in both knit and woven white cotton fabrics and it indicates that fabric samples treated with silicone softener C imparts hydro phobic properties in the fabric, cause greater time to absorb water.

3.6 Tensile Strength Woven White Cotton Fabrics

Table 12 Tensile Strength Result of Woven White Cotton Fabric

| Particulars | Silicone | Silicone | Silicone |
|-----------------|------------|------------|------------|
| | Softener A | Softener B | Softener C |
| Strength (N) | 380 | 417 | 479 |
| Elongation (mm) | 7.6 | 8.6 | 8.6 |

From *Table 12* it is clearly visible that woven fabric treated with Silicone Softener Sample C, gives the highest Tensile Strength (479N) with highest Elongation (8.6 mm).

4. Conclusions

This paper contains two parts, one part contains, synthesis of the silicone softener and evaluation of those three Silicone Softener samples and in the second part evaluation was done on the effect of those silicone softeners on Woven and Knit White Cotton fabrics.

By evaluating the properties of three different samples of silicone softener, it has come out that in most of the case Silicone Softener C (Sample C) gives the best result. In case of Ionic surfactant test and thermal stability all of the samples of silicone softener gives the same result. In case of alkali stability and dielectric stability Sample C gives comparatively best output.

On the other hand, during evaluating the effect of Silicone softener on knit and woven white cotton fabric, it has come out that Sample C gives the best results like, the best hand feel property, good tensile strength (479 N) and elongation (8.6 mm) comparing to other silicone softener (Sample A & Sample B) treated fabrics. In case of whiteness test Sample C stands with the best value (Whiteness value: 89, 180⁰C×1min.). In case of absorbency test silicone softener C shows a very good hydrophobic property or low absorbency property, which can be count down as imparting one of the good aesthetic properties.

5. References

1. Marziyeh Sadat Javadi, Javad Mokhtari, Mahdi Nouri & Firouzmehr Mazaheri1. *Fibers and Polymers*. 2013, 14(6):920
2. Konrando Stadrt & Berzty schka, *COLOURAGE, Softeners in the textile finishing industry*, January . 53, 1997
3. Warren S. Perkins, *Textile Coloration and Finishing* (Carolina Academic Press, China), 1996, 216-219
4. Arthur D Broadbent, *Basic Principle of Textile Coloration* (Society of Dyers and Colourists, PO Box 244, Perkin House, 82 Grattan Road, Bradford, West Yorkshire BD12JB, England), 2001, 561-564
5. M. Muthu Manickam, *Silicone Chemistry for Fabric Care*.
6. D P Chattopadhyay & DD Vyas. Effect of silicone Nano-emulsion softener on physical properties of cotton fabric. *Indian Journal of Fibre & Textile Research*. 35:68-71
7. Cooke T F & Weigmann H D. *Text Chem Color*. 1982, 14 (5):248-251
8. Petersen H A, Cross-linking With Formaldehyde - Containing Reactants, in Hand Book of Fibre Science and Technology, Vol. II, Part A, edited by M Lewin and S B Sello (Marcel Dekker, New York), 1983, 47